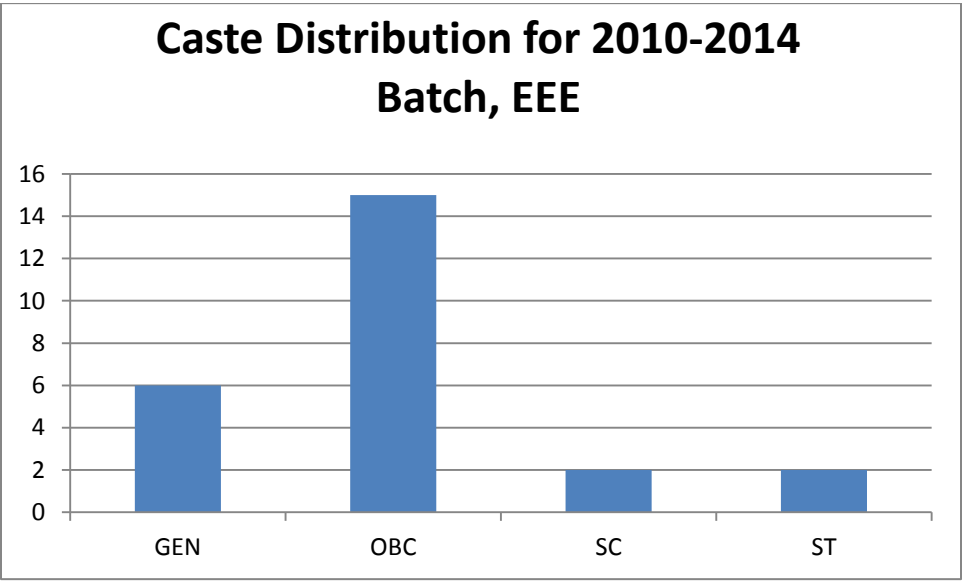
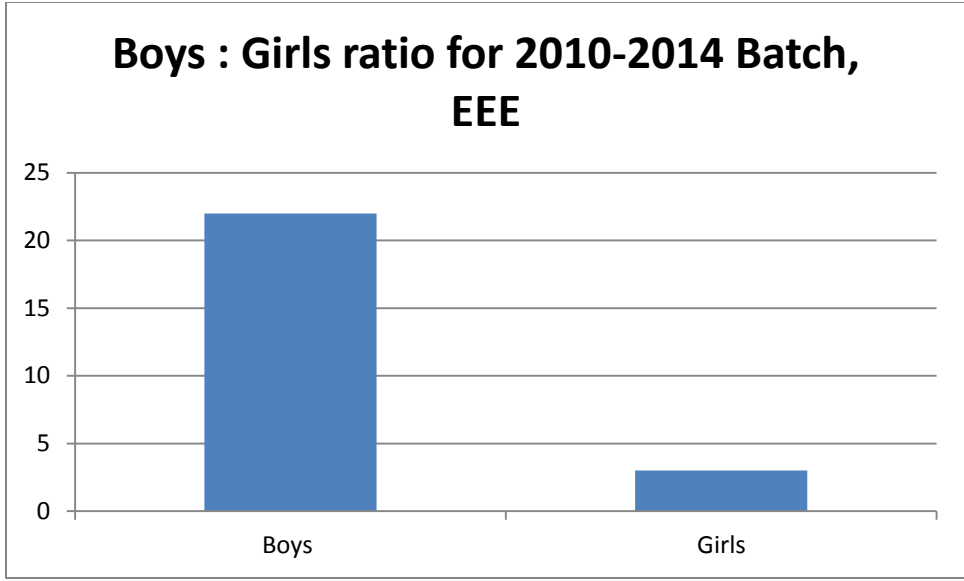
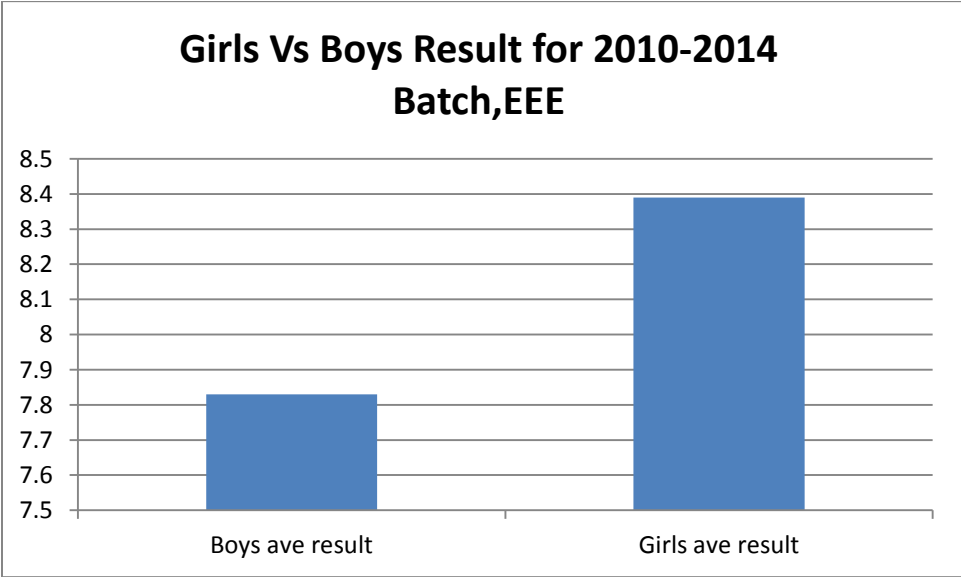
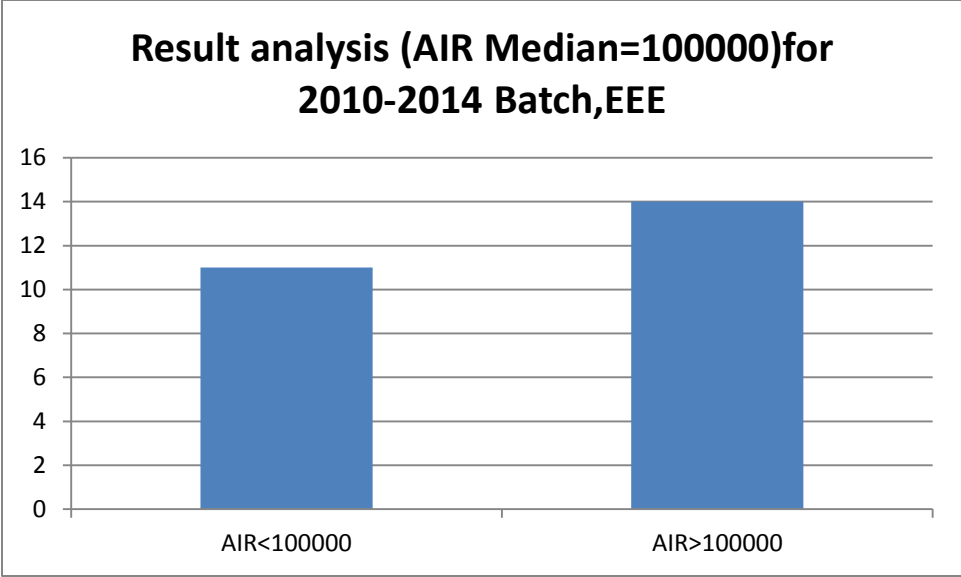


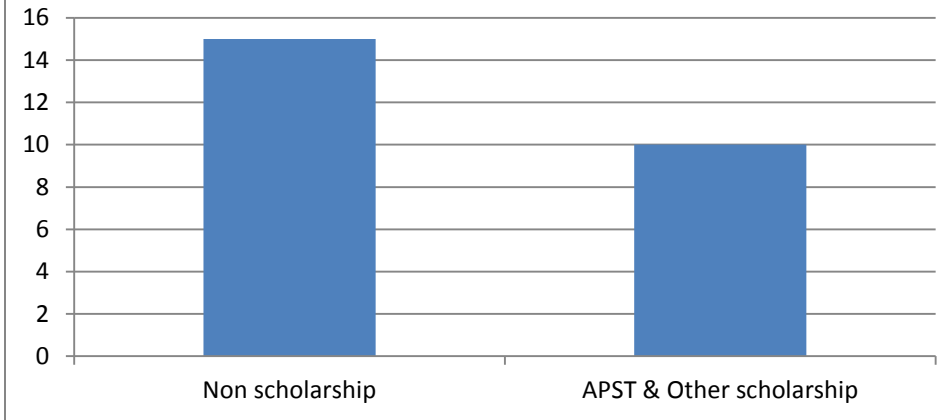
B.TECH ELECTRICAL ENGINEERING (EE) Students 2010-2014 Batch

S/N	Name	Caste	Sex	Rank	Result	Scholarship
1	Sujan Singh Meena	ST	M	128415	7.10	Yes
2	Sandip Kumar	SC	M	98112	8.30	
3	Nitesh Kumar	OBC	M	41785	7.36	Yes
4	Aman Parasar	GEN	M	128081	8.54	
5.	Krishna Kumar	OBC	M	42503	7.86	Yes
6.	Santosh Shukla	GEN	M	31765	8.35	
7.	Sumeet Gope	OBC	M	132336	7.90	
8.	Tapas Nath	OBC	M	139455	8.02	Yes
9.	Deepa Nath	OBC	F	214586	7.88	
10.	Jitender Baitha	SC	M	294992	7.64	Yes
11.	Pawan Kumar Mahlawat	OBC	M	32539	6.88	Yes
12.	Hunpu Tangha	ST	M	183841	7.48	Yes
13.	Biraj Borah	OBC	M	155294	7.16	
14.	Pradeep Shah`	OBC	M	125243	8.21	
15.	Amarjeet Kumar	OBC	M	37257	6.39	Yes
16.	Ankur Katiyar	OBC	M	107740	8.41	
17.	Tejas Sujog Bachuwar	GEN	M	31783	8.14	
18.	Surendra Singh	OBC	M	31267	7.51	Yes
19.	Nupur	GEN	F	38739	8.47	
20.	Bikash Sah	OBC	M	323075	8.13	
21.	Yashni Nagrajan	OBC	F	64032	8.82	
22.	Abhishek Chauhan	OBC	M	104851	7.77	Yes
23.	Binod Sharma	GEN	M	124904	9.31	
24.	Chagam Ashok Kumar Reddy	GEN	M	31115	8.07	
25.	Aditya Yadav	OBC	M	136726	7.69	





Scholarship -non scholarship students distribution for 2010-2014, EEE

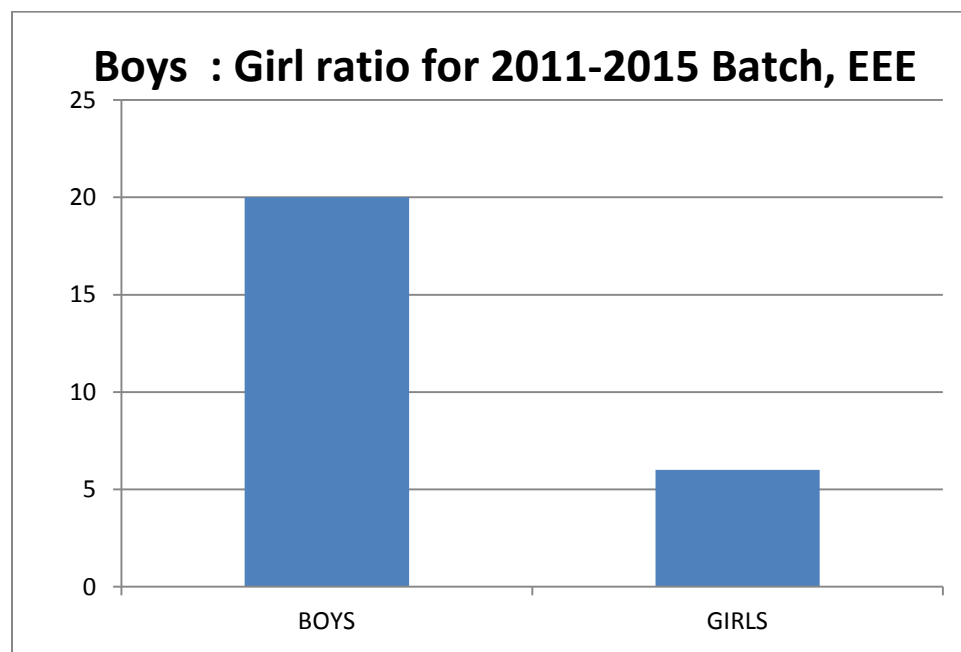


B.TECH ELECTRICAL AND ELECTRONICS ENGINEERING (EEE) Students 2011-2015

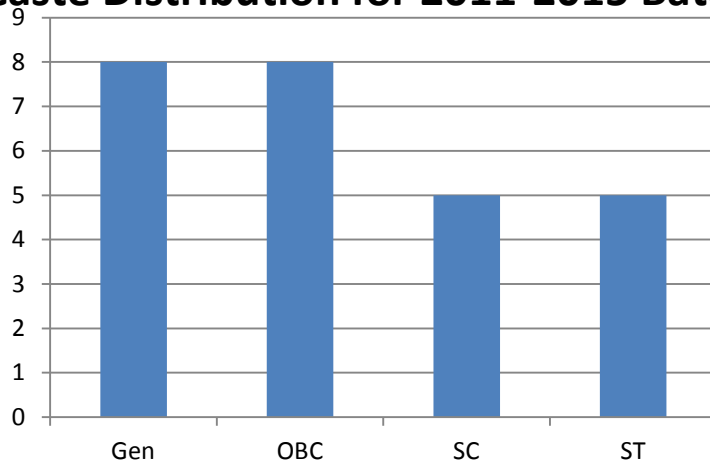
Batch

S/N	Name	Caste	Sex	Rank	Result	SCHOLARSHIP
1	Mr. Nobin Kumar	SC	M	697834	8.01	Yes
2	Mr. Tarak Takang	ST	M	200137	7.07	APST
3	Mr. Sumit Kumar	OBC	M	81251	8.6	
4	Mr. Vinay Giri	OBC	M	129130	7.2	
5	Ms. Sarda Sharma	OBC	F	91157	8.81	
6	Mr. Prince Kumar	GEN	M	102097	7.39	
7	Mr. Abhishek Yadav	OBC	M	105607	8.01	
8	Mr. Devnath Shah	OBC	M	42339	8.41	
9	Mr. Nabam Bida	ST	M	158227	7.21	APST

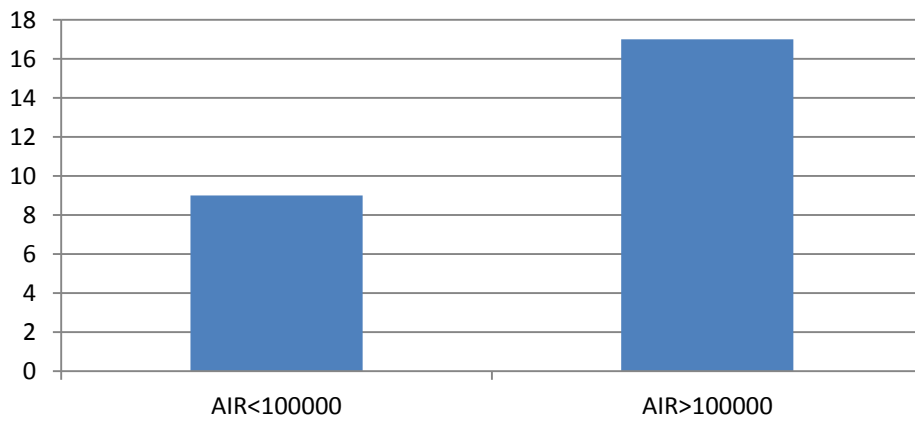
10	Mr. MD. Fahad Alam	OBC	M	18831	8.32	yes
11	Mr. Manish Kumar	SC	M	91978	7.48	yes
12	Mr. Mohit Anand Chaudhary	GEN	M	135340	7.64	
13	Ms. Madhuri Ojha	GEN	F	192155	7.67	
14	Ms. Nirjara Thapa	GEN	F	296712	8.48	
15	Mr. Sandeep Kumar	OBC	M	308659	7.01	yes
16	Mr. Saurabh Pathak	GEN	M	23833	7.74	
17	Mr. Pankaj Kumar	SC	M	87858	6.7	yes
18	Mr. Ankit Kumar Garg	GEN	M	24575	8.22	
19	Ms. Tenzing Lhadon	ST	F	286812	7.71	APST
20	Ms. Tenzing Choney	ST	F	274023	8.31	APST
21	Mr. Vishal Singh	GEN	M	228194	8.36	
22	Mr. Chetan Sharma	GEN	M	102558	8.42	
23	Mr. Aman Das	SC	M	423375	7.42	
24	Ms. Shweta Rani	SC	F	98504	9.23	yes
25	Mr. Lokesh Kumar Meena	ST	M	126375	7.51	yes
26	Mr. Mrinal Kanti Rajak	GEN	M	323476	6.97	



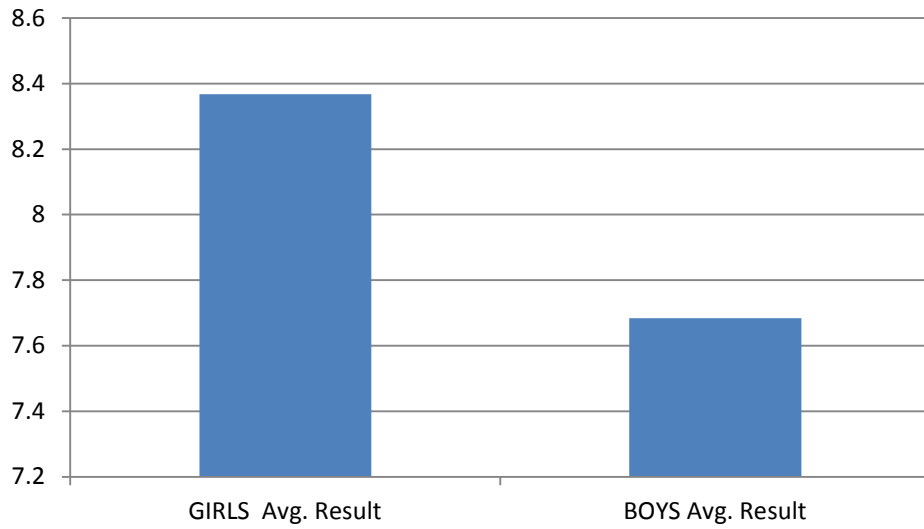
Caste Distribution for 2011-2015 Batch, EEE



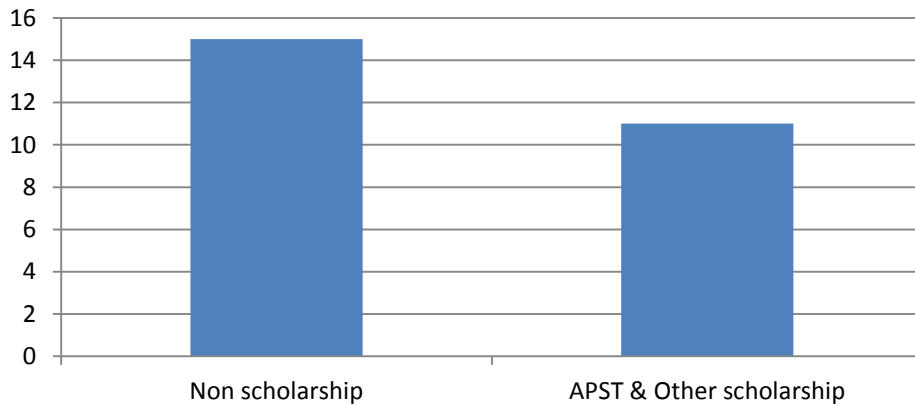
Result analysis (AIR Median=100000)for 2011-2015 Batch,EEE



Girls Vs Boy's Result for 2011-2015 Batch,EEE



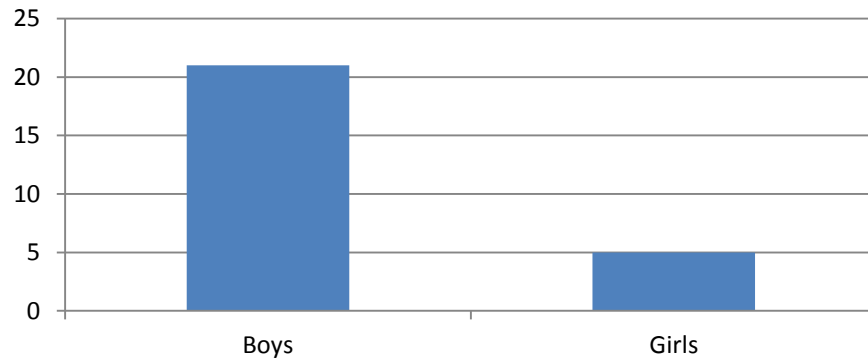
Scholarship -non scholarship students distribution for 2011-2015, EEE



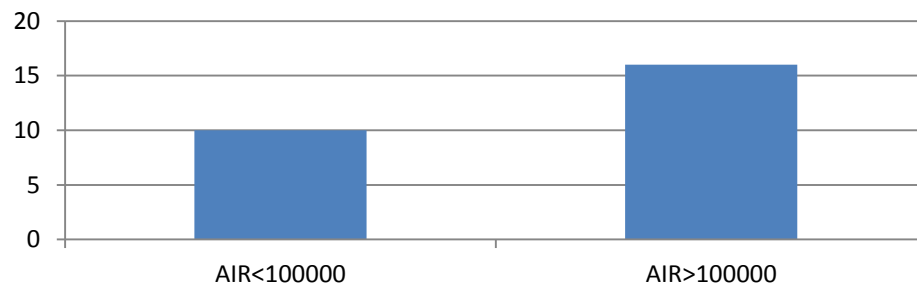
B.Tech Electrical Engineering (EE) Students 2012-2016

Sl.no.	Name	Caste	Sex	Rank	Result	Scholarship
1	Subham Roy	SC	M	340412	8.27	
2	Arun Kumar	GEN	M	104659	7.42	
3	Sourabh Prakash Roy	GEN	M	138173	9.16	
4	Kuljeet Singh	OBC	M	88916	8.72	
5	Ujjal Das	SC	M	327033	7.56	
6	Himesh Kumar	OBC	M	169041	8.63	
7	Kundan Kr. Kunal	OBC	M	214753	7.56	
8	Bishu Ch. Nath	GEN	M	108447	7.88	
9	Kaushik Biswas	GEN	M	101721	7.65	
10	Kime Opo	ST	M	624425	6.55	APST
11	Santosh Kumar	PH	M	236035	6.42	
12	Nanhi Kiran	GEN	F	32000	8.66	
13	Avanish Singh	GEN	M	149831	7.01	
14	Vinod Kr. Meena	ST	M	91672	7.62	ST
15	RachanaVerma	OBC	F	326930	8.16	
16	Ruchi Kumari	OBC	F	188460	7.08	
17	Raju Kumar	OBC	M	32034	6.26	yes
18	Akash Chandel	SC	M	102180	7.57	
19	Kanchan Bharati	OBC	F	140872	8.81	yes
20	Ranjit Kumar	PH	M	346852	6.42	yes
21	Sushant Choubey	GEN	M	29022	7.68	
22	Varanasi Sasank	GEN	M	29770	6.96	
23	Priyam Anand Jha	GEN	M	21835	8.46	
24	Vishal Chauhan	GEN	M	30629	8.36	
25	Ajay Kumar Ram	SC	M	96908	6.02	yes
26	Bhawna Kumari	GEN	F	65157	8.73	

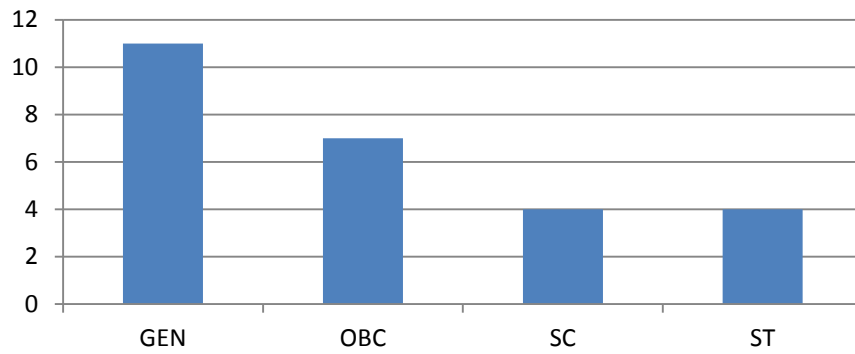
Boys : Girls ratio for 2012-2016 batch, EEE



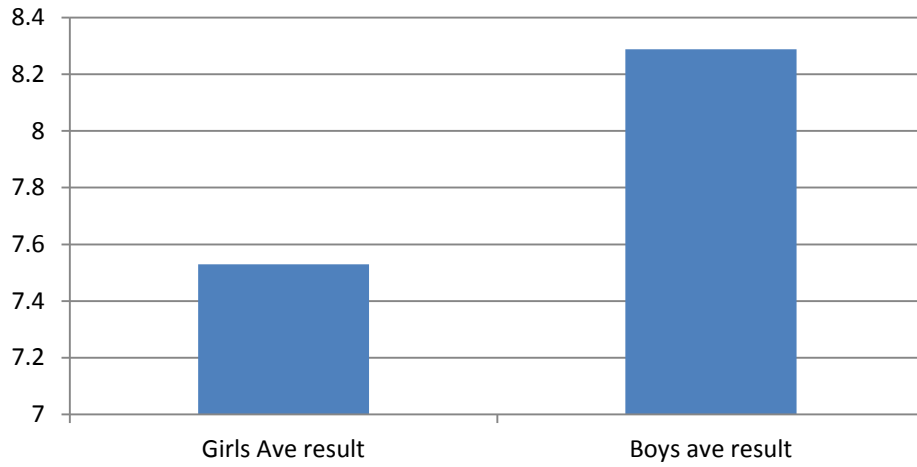
Result analysis (AIR median =100000) for 2012-2016 batch, EEE



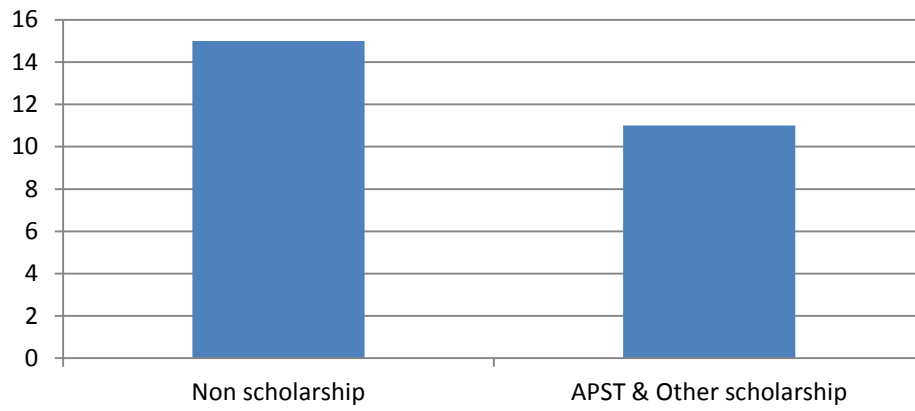
Caste distribution for 2012-2016,EEE



Girls vs Boys result for 2012-2015

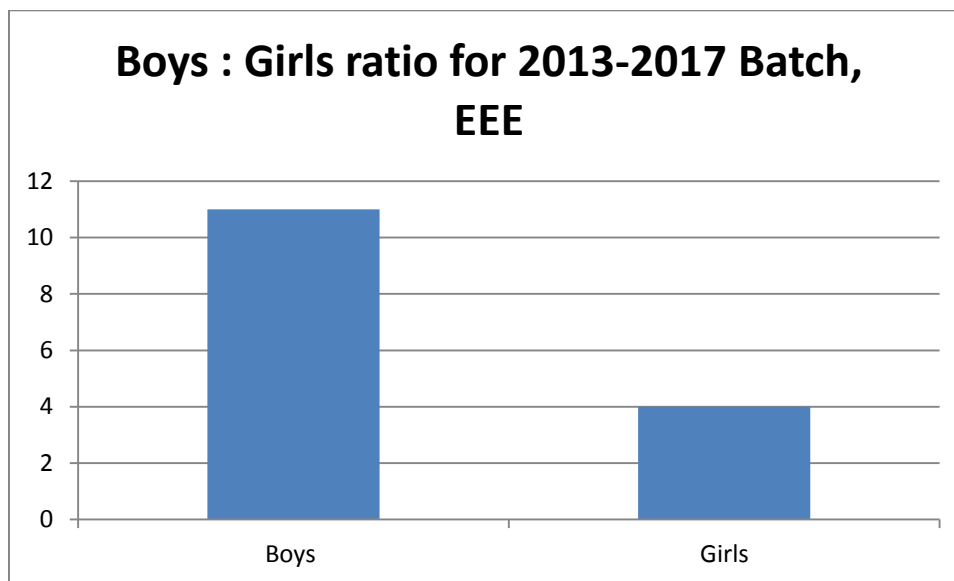


Scholarship - non scholarship students distribution for 2012-2016, EEE

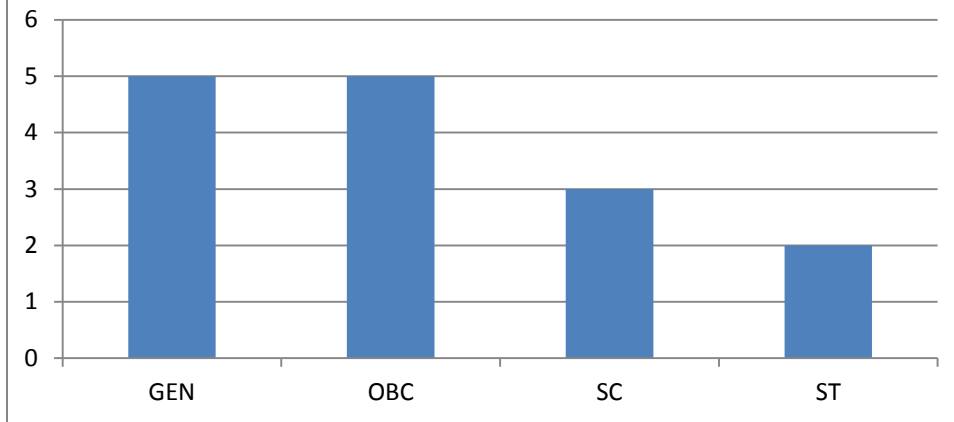


B.TECH ELECTRICAL AND ELECTRONICS ENGINEERING
Students 2013-2017 batch

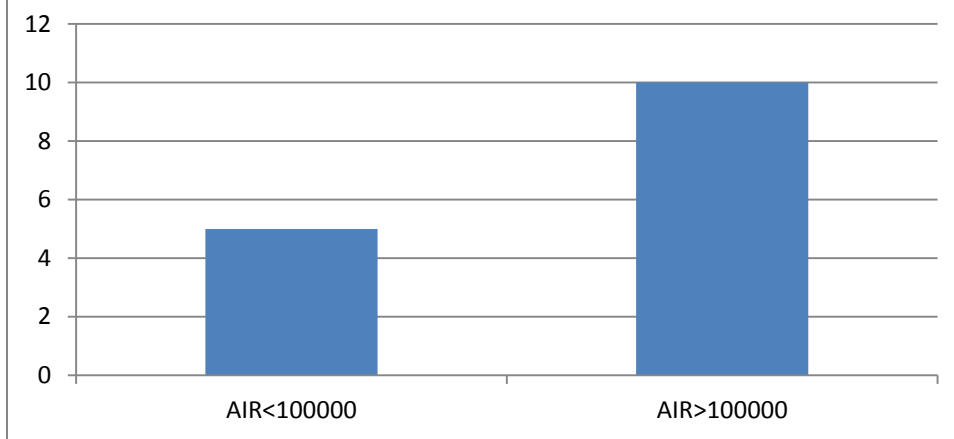
S/N	Name of students	Caste	Sex	Rank	Result	Scholarship
1	Avinash Nair	GEN	M	259397	7.12	YES
2	Sanjay Phangcho	ST	M	291813	5.90	
3	Susmita Biswas	SC	F	768131	5.94	
4	Somidi Prashanth Reddy	OBC	M	51710	7.65	
5	Papumoni Gogoi	OBC	F	365548	6.68	
6	Nganga Gumsar Sorum	ST	F	405612	7.43	YES
7	Vedprakash Chauhan	OBC	M	131477	8.75	
8	Neeraj Kumar	OBC	M	78087	5.60	YES
9	Rahul Raj Sharma	GEN	M	663530	6.24	
10	Namrata Sinha	GEN	F	51784	8.01	
11	Nitish Ojha	GEN	M	332549	7.06	
12	Vijay Prajapati	SC	M	148482	6.78	
13	Sandeep Meghwal	SC	M	150766	6.87	
14	Om Kesharwani	GEN	M	22459	9.03	YES
15	Pothabathula Sai Kiran	OBC	M	67391	8.18	



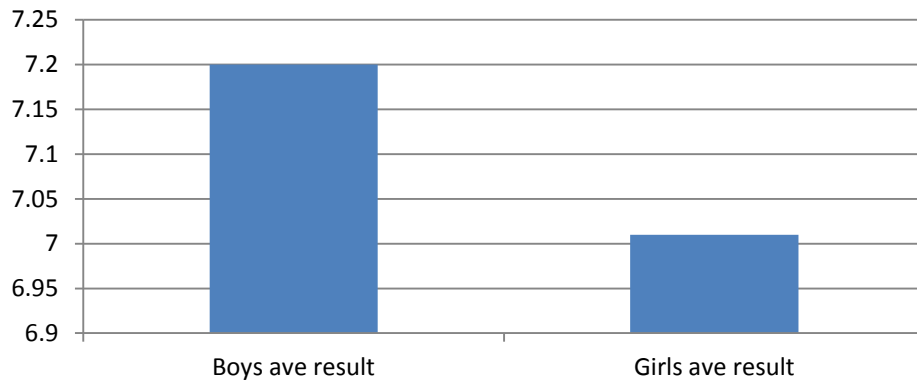
Caste Distribution for 2013-2017 Batch, EEE



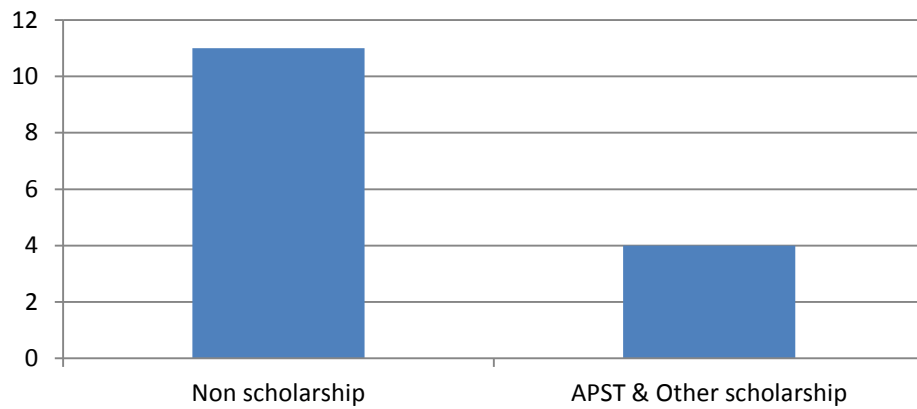
Result analysis (AIR Median=100000)for 2013-2017 Batch, EEE



Girls Vs Boys Result for 2013-2017 Batch,EEE

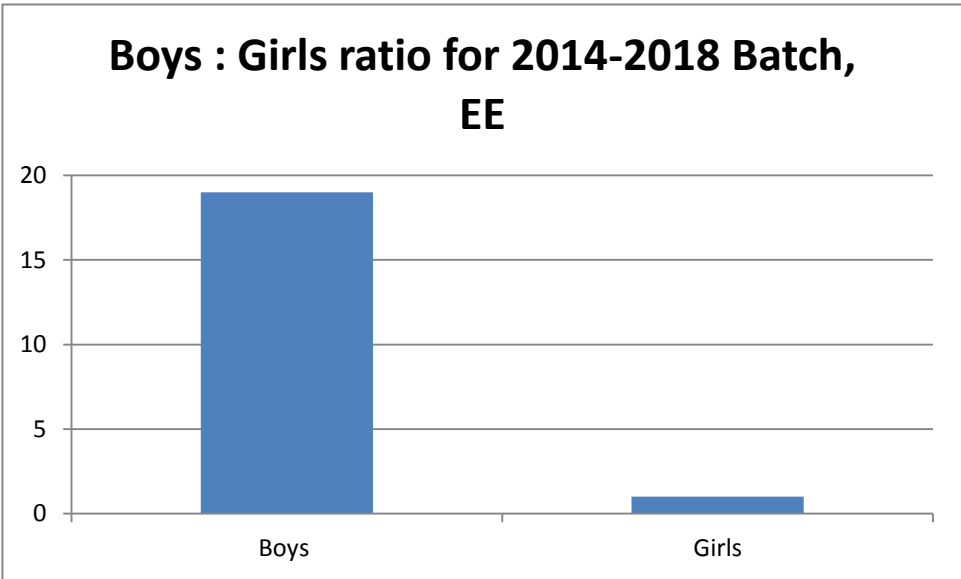


Scholarship -non scholarship students distribution for 2013-2017, EEE

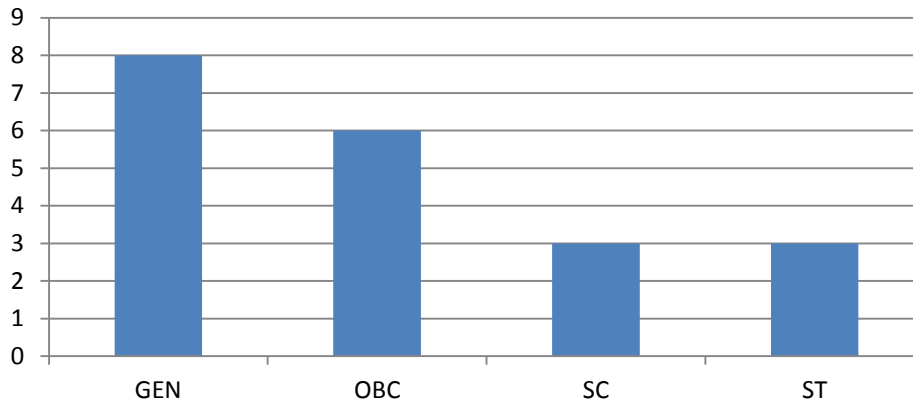


B.TECH ELECTRICAL ENGINEERING (EE) Students 2014- 2018 Batch

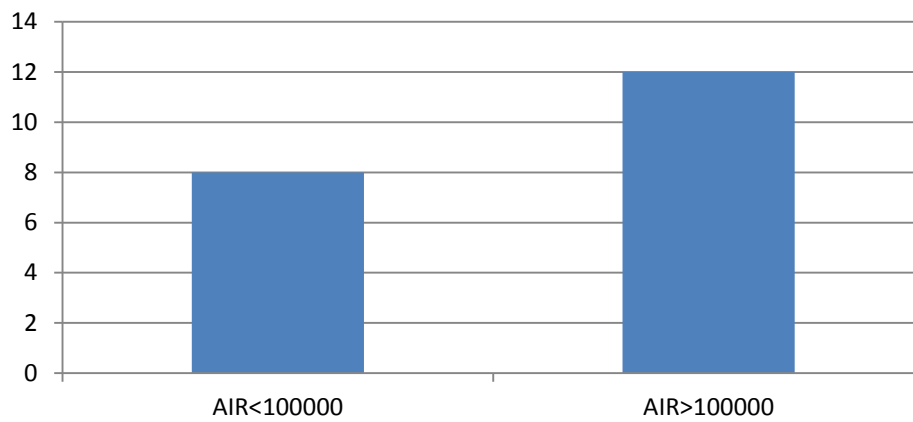
S/N	Name	Caste	Sex	Rank	Result	Scholarship
1	Nitai Roy	SC	M	534600	7.52	YES
2	Kadar Yomcha	GEN	M	344590	6.45	YES
3	Dibyanshu Kumar	GEN	M	376598	6.50	NO
4	Niraj Kumar Mahato	OBC	M	633358	5.72	NO
5	Ritesh Kumar Baliarsingh	GEN	M	316340	7.98	NO
6	Hukamraj Bairwa	SC	M	114843	6.66	YES
7	Gerik Ete	ST	F	379592	7.10	YES
8	Himanshu Mishra	GEN	M	251496	7.98	NO
9	Vijay Meena	ST	M	187111	6.76	NO
10	Tenzing Samtem Thongook	ST	M	404799	7.26	YES
11	Ankit Kumar	OBC	M	40820	7.19	NO
12	Vrind Paswan	SC	M	150300	6.34	YES
13	Hari Om Gupta	GEN	M	29051	8.03	NO
14	Sonu Kumar Singh	GEN	M	274047	7.10	NO
15	Ankit Anand	OBC	M	38273	7.72	NO
16	Pankaj Kumar	OBC	M	42200	7.76	NO
17	Pramod Kumar	OBC	M	40542	8.57	NO
18	Shivam Kumar Tripathy	GEN	M	41411	8.00	YES
19	Vishal Gangwar	OBC	M	37280	8.00	YES
20	Aman Rajpoot	GEN	M	41959	7.26	NO

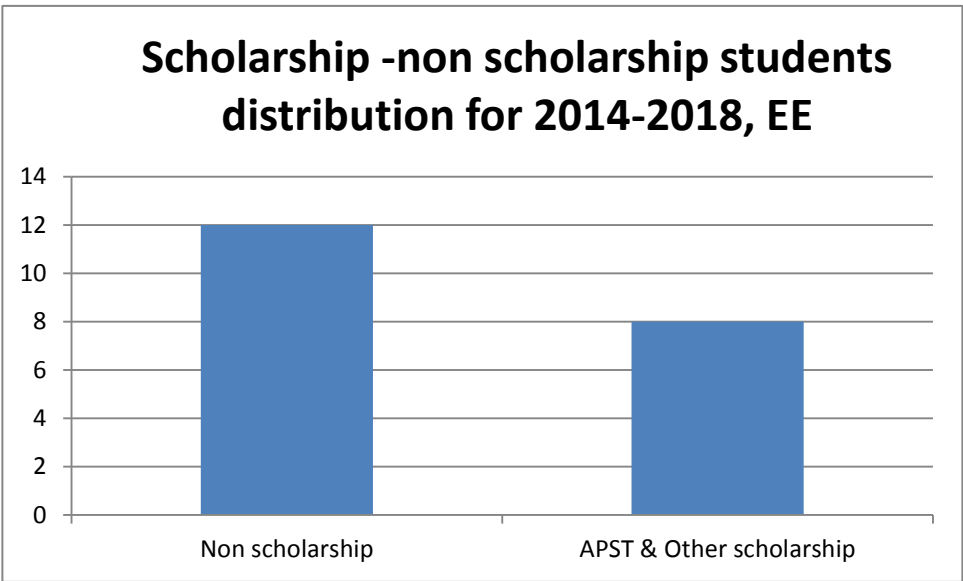
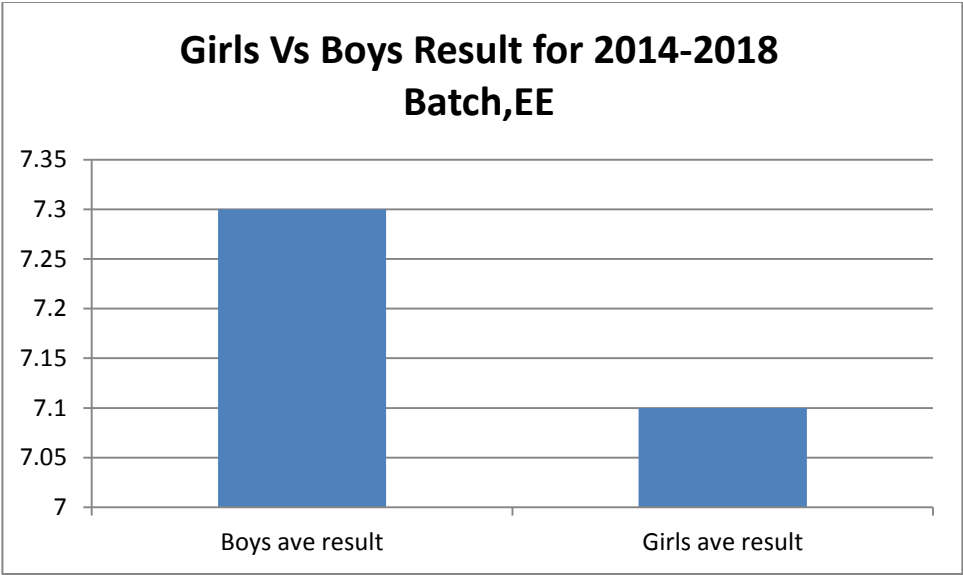


Caste Distribution for 2014-2018 Batch, EE



Result analysis (AIR Median=100000)for 2014-2018 Batch,EE

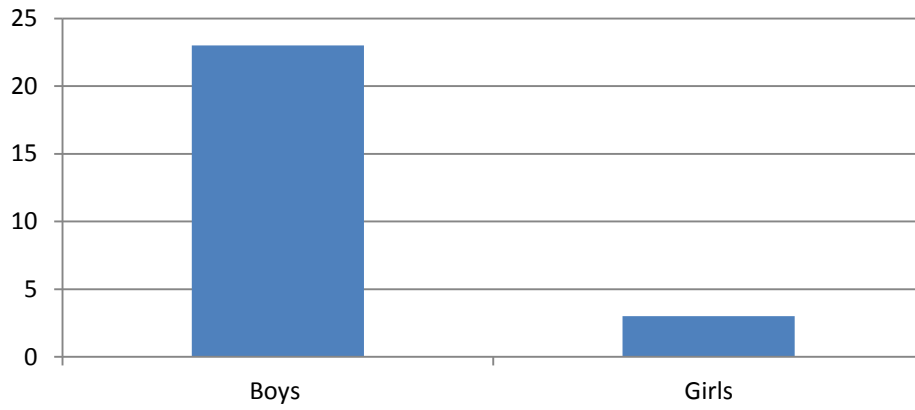




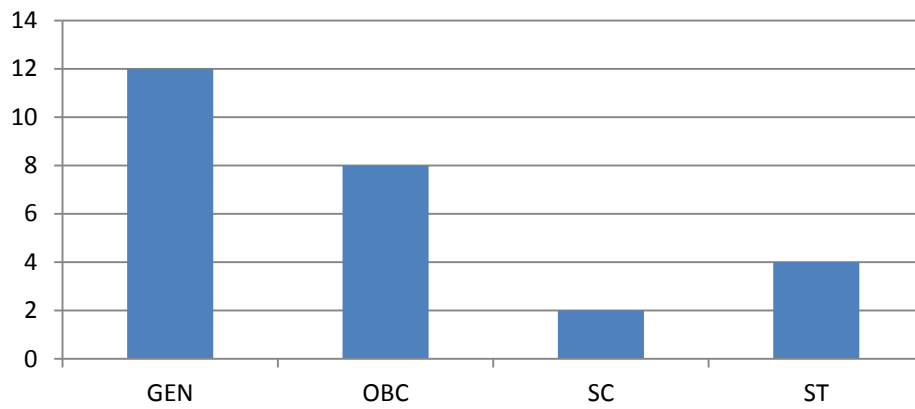
B.TECH ELECTRICAL ENGINEERING (EE) Students 2015-2019 Batch

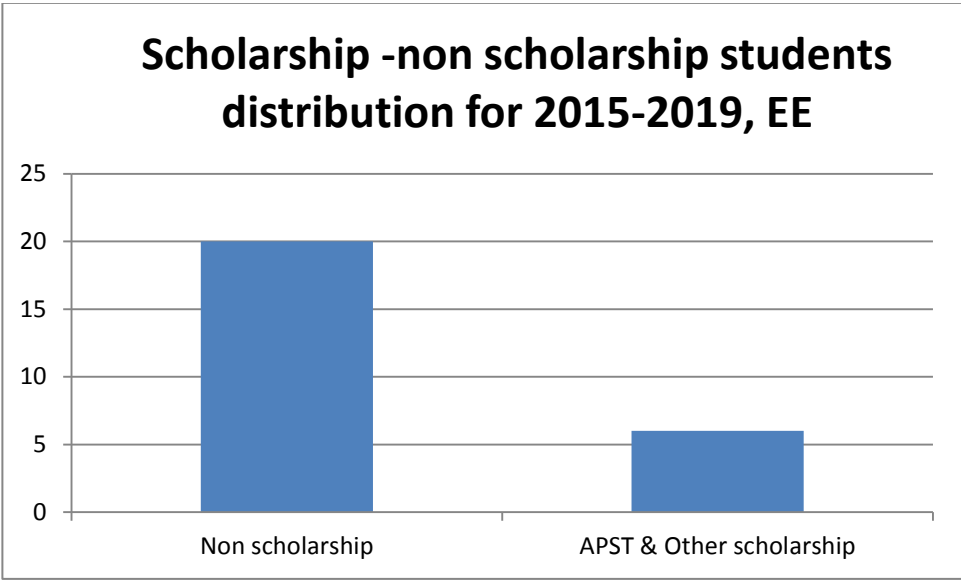
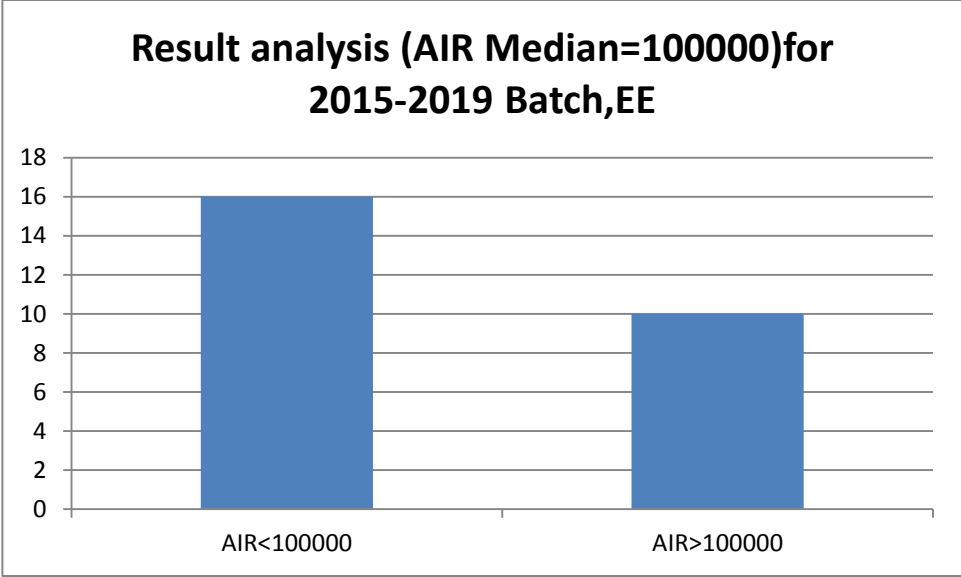
S/N	Roll No.	Name	Caste	Sex	Rank	SCHOLARSHIP
1	EE/15/01	Mr. Abhishek Kumar	SC	M	9225	Yes
2	EE/15/02	Mr. Yogesh Kumar	GEN	M	1808	
3	EE/15/03	Mr. Shrihari Mani Tripathi	GEN	M	185899	
4	EE/15/04	Mr. Dipendra Kumar Meena	ST	M	2300	
5	EE/15/05	Mr. Nitish Kumar	OBC	M	136871	
6	EE/15/06	Mr. Arif Reza Khan	GEN	M	30957	
7	EE/15/07	Mr. Chandan Roy	SC	M	49981	Yes
8	EE/15/08	Mr. Yarramilli N S A Anand	GEN	M	30792	
9	EE/15/09	Mr. Gandepalli Sai Teja	OBC	M	36981	
10	EE/15/10	Miss Mink Shree Dutta	OBC	F	93252	
11	EE/15/11	Mr. Rounak Agrawal	GEN	M	345530	
12	EE/15/12	Mr. Saket Kumar	OBC	M	298993	Yes
13	EE/15/13	Mr. Brijesh Kumar Patel	OBC	M	246198	
14	EE/15/14	Mr. Thutan Tenzin	ST	M	6751	APST
15	EE/15/15	Mr. Jai Dev Singh	GEN	M	243249	
16	EE/15/16	Mr. Prince Tiwari	GEN	M	248687	
17	EE/15/17	Mr. Swapnil Sen	GEN	M	314086.01	
18	EE/15/18	Mr. Dakli Dabi	ST	M	5673	APST
19	EE/15/19	Miss Usha Gupta	OBC	F	137825	
20	EE/15/20	Mr. Aman Kumar	OBC	M	162837	
21	EE/15/21	Mr. Saurav Kumar	GEN	M	35588	
22	EE/15/22	Mr. Ravishek Kumar Singh	GEN	M	38294	
23	EE/15/23	Mr. Anshuman Singh	GEN	M	37335	
24	EE/15/24	Miss Kavita Kumari	OBC	F	12878	Yes
25	EE/15/25	Mr. Vaibhav Kumar Mangal	GEN	M	43269	
26	EE/15/26	Mr. Rohit	OBC	M	12884	

**Boys : Girls ratio for 2015-2019 Batch,
EE**



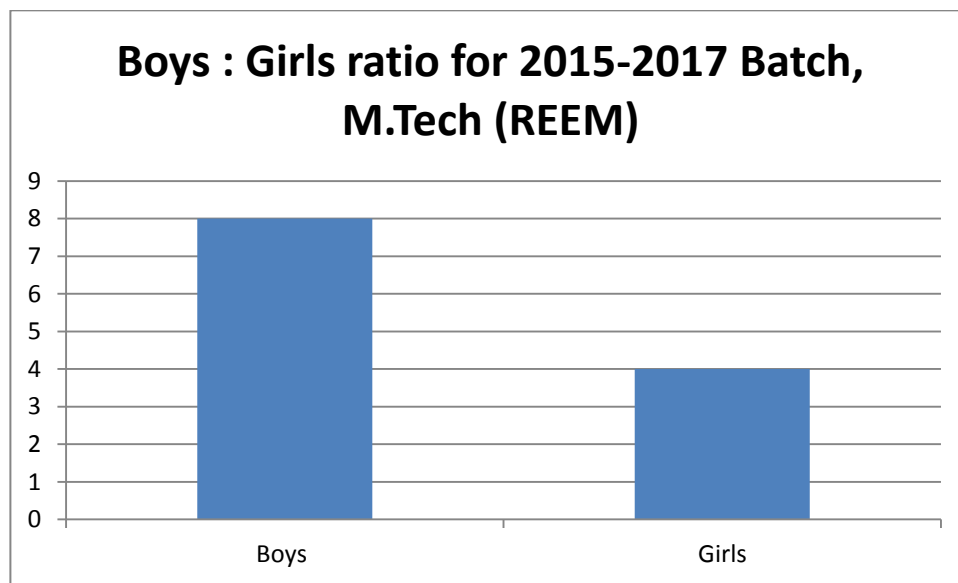
**Caste Distribution for 2015-2019
Batch, EE**



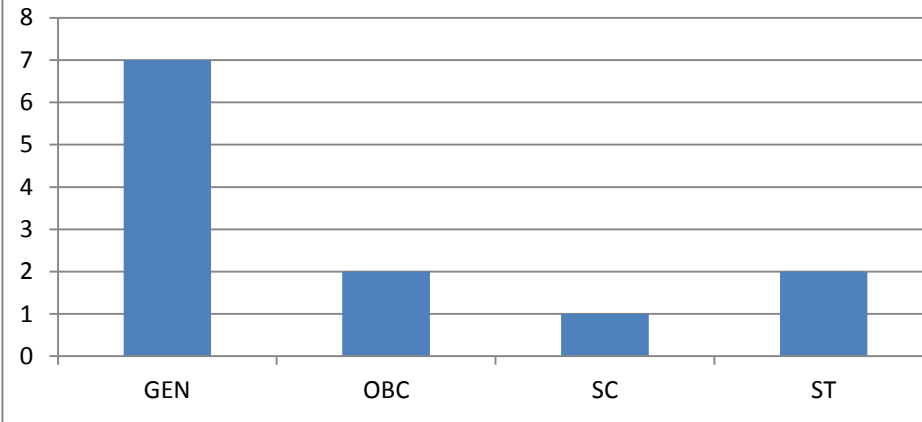


M.TECH RENEWABLE ENERGY AND ENERGY MANAGEMENT (REEM) Students 2015-2017 Batch

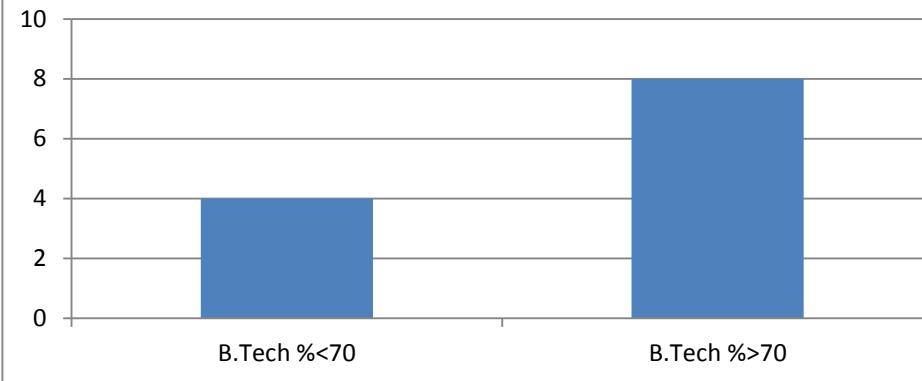
S.no	Name	Caste	Sex	Percentage	Scholarship
1	Shadab Zafar	Gen	M	76.3	Yes
2	Moloy Sameer Dutta	Gen	M	86.5	Yes
3	Syed Ammar M. Qadri	Gen	M	68.9	Yes
4	Kusuma Sujjan	SC	M	63.5	Yes
5	Ananya Garhwal	Gen	F	71.28	Yes
6	Pinkumoni Boruah	Gen	M	73.15	Yes
7	Saikat Ghosh	Gen	M	76.9	Yes
8	Soumya Ranjan Meher	OBC	M	71.9	Yes
9	Onam Tech	ST	F	63.4	Yes
10	Kanya Hage	ST	F	65.3	Yes
11	Mustafizur Rehman Laskar	Gen	M	72.9	Yes
12	Tapashi Hazarika	OBC	F	82.4	No



Caste Distribution for 2015-2017 Batch, M.Tech (REEM)



Result analysis (B.Tech percentage Median=70%) for 2015-2017 Batch, M.Tech (REEM)



Girls Vs Boys Result for 2015-2017 Batch, M.Tech (REEM)

